



Yuasa Technisches Datenblatt

Yuasa YBX5075 - YBX5000 Silver High Performance SMF Batterien

* Due to unprecedented demand following the easing of COVID-19 lockdown measures, this product may be supplied without a state of charge indicator and not conform to the level of roll over protection advertised. Product performance and quality are not affected by this. Please check battery labels for specification details.

Leistung

Spannung 12V
 Kapazität 20 Std (vorgegeben) 60Ah
 Kaltstartstrom (A) EN1 640A

Abmessungen

Länge 243mm
 Breite 175mm
 Höhe 175mm

Maße und Gewichte

Durchschnittliches Gewicht inkl. Säure 14.7kg



Gehäuseeigenschaften

Gehäusotyp LB2 DIN
 Batteriehalter B13/B14
 Ladezustandsanzeige ✓
 Tragegriffe ✓
 Entgasung ✓
 Deckeltyp SMF doppelwandige Deckelkonstruktion

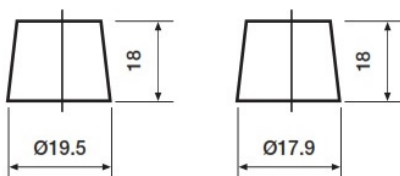
Technologie

Flammschutz ✓
 Technologie Ca/Ca
 Adskiller PE
 VDA Überschlagentest ✓
 Empfohlener Ladestrom 4A
 Performance Marking W4-C2-V3-E1

Anschlusspol Typ

T1

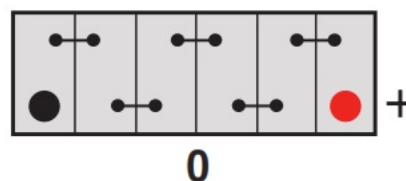
Standard DIN Post



Positive Terminal

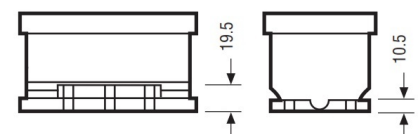
Negative Terminal

Zellenanordnung



Batteriehalter

B3/B4 (B3 with Hold-Down adaptor)



Datenblatt erstellt am 15/10/2022 - E&EO



Yuasa Technical Data Sheet

* Due to unprecedented demand following the easing of COVID-19 lockdown measures, this product may be supplied without a state of charge indicator and not conform to the level of roll over protection advertised. Product performance and quality are not affected by this. Please check battery labels for specification details.

Yuasa YBX5075 - YBX5000 Silver High Performance SMF Batteries

Performance

Voltage	12V
Capacity (20-hour)	60Ah
Cold Cranking Amps (EN1)	640A

Dimensions

Length	243mm
Width	175mm
Height	175mm

Weights & Measures

Mean Weight with Acid	14.7kg
-----------------------	--------



Container Features

Case Type	LB2 DIN
Hold Down	B13/B14
State of Charge Indicator	✓
Handles	✓
End Venting	✓
Lid Type	SMF Double Lid

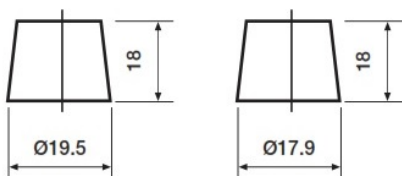
Technology

Flame Arrestor Technology	✓
Separator	Ca/Ca
VDA Roll Over Test	PE
Recommended Charge Rate	✓
Performance Marking	4A
	W4-C2-V3-E1

Terminal Type

T1

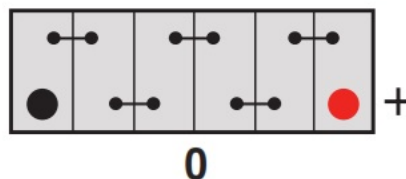
Standard DIN Post



Positive Terminal

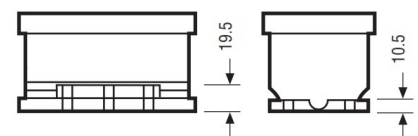
Negative Terminal

Cell Assembly Layout



Battery Hold-down

B3/B4 (B3 with Hold-Down adaptor)



Data Sheet generated on 15/10/2022 - E&OE