



Yuasa Technisches Datenblatt

Yuasa YBX3100 - YBX3000 SMF Batterien

* Due to unprecedented demand following the easing of COVID-19 lockdown measures, this product may be supplied without a state of charge indicator and not conform to the level of roll over protection advertised. Product performance and quality are not affected by this. Please check battery labels for specification details.

Leistung

Spannung 12V
 Kapazität 20 Std (vorgegeben) 71Ah
 Kaltstartstrom (A) EN1 680A

Abmessungen

Länge 278mm
 Breite 175mm
 Höhe 175mm



Maße und Gewichte

Durchschnittliches Gewicht inkl. Säure 17.1kg

Gehäuseeigenschaften

Gehäusetyp LB3 DIN
 Batteriehalter B13/B14
 Ladezustandsanzeige ✓
 Tragegriffe ✓
 Entgasung ✓
 Deckeltyp SMF doppelwandige Deckelkonstruktion

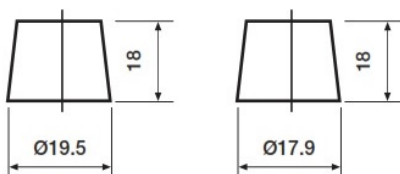
Technologie

Flammschutz ✓
 Technologie Ca/Ca
 Adskiller PE
 VDA Überschlagentest ✓
 Empfohlener Ladestrom 4A
 Performance Marking W3-C2-V2-E1

Anschlusspol Typ

T1

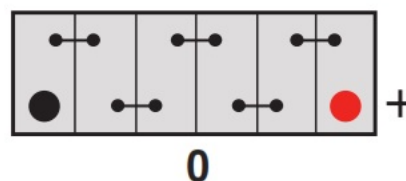
Standard DIN Post



Positive Terminal

Negative Terminal

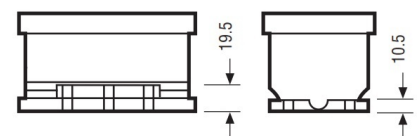
Zellenanordnung



0

Batteriehalter

B3/B4 (B3 with Hold-Down adaptor)



Datenblatt erstellt am 13/12/2022 - E&EO



Yuasa Technical Data Sheet

Yuasa YBX3100 - YBX3000 SMF Batteries

* Due to unprecedented demand following the easing of COVID-19 lockdown measures, this product may be supplied without a state of charge indicator and not conform to the level of roll over protection advertised. Product performance and quality are not affected by this. Please check battery labels for specification details.

Performance

Voltage	12V
Capacity (20-hour)	71Ah
Cold Cranking Amps (EN1)	680A

Dimensions

Length	278mm
Width	175mm
Height	175mm



Weights & Measures

Mean Weight with Acid	17.1kg
-----------------------	--------

Container Features

Case Type	LB3 DIN
Hold Down	B13/B14
State of Charge Indicator	✓
Handles	✓
End Venting	✓
Lid Type	SMF Double Lid

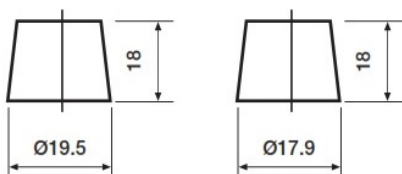
Technology

Flame Arrestor	✓
Technology	Ca/Ca
Separator	PE
VDA Roll Over Test	✓
Recommended Charge Rate	4A
Performance Marking	W3-C2-V2-E1

Terminal Type

T1

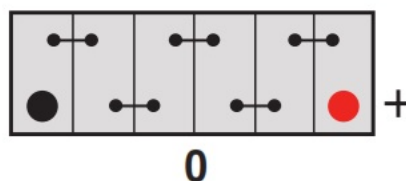
Standard DIN Post



Positive Terminal

Negative Terminal

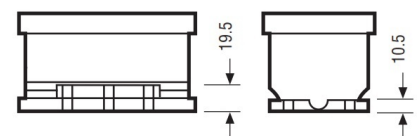
Cell Assembly Layout



0

Battery Hold-down

B3/B4 (B3 with Hold-Down adaptor)



Data Sheet generated on 13/12/2022 - E&OE