



## Yuasa Technisches Datenblatt

### Yuasa YBX3096 - YBX3000 SMF Batterien

\* Due to unprecedented demand following the easing of COVID-19 lockdown measures, this product may be supplied without a state of charge indicator and not conform to the level of roll over protection advertised. Product performance and quality are not affected by this. Please check battery labels for specification details.

#### Leistung

Spannung 12V  
 Kapazität 20 Std (vorgegeben) 76Ah  
 Kaltstartstrom (A) EN1 680A

#### Abmessungen

Länge 278mm  
 Breite 175mm  
 Höhe 190mm

#### Maße und Gewichte

Durchschnittliches Gewicht inkl. Säure 19kg



#### Gehäuseeigenschaften

Gehäusetyp L3 DIN  
 Batteriehalter B3  
 Ladezustandsanzeige ✓  
 Tragegriffe ✓  
 Entgasung ✓  
 Deckeltyp SMF doppelwandige Deckelkonstruktion

#### Technologie

Flammschutz ✓  
 Technologie Ca/Ca  
 Adskiller PE  
 VDA Überschlagentest ✓  
 Empfohlener Ladestrom 4A  
 Performance Marking W3-C2-V2-E1

#### Anschlusspol Typ

##### T1

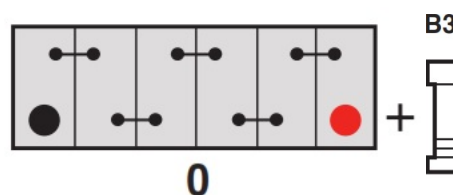
Standard DIN Post



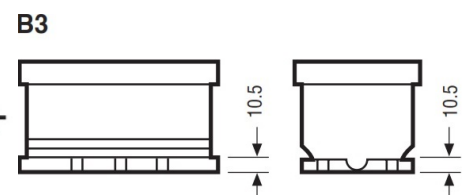
Positive Terminal

Negative Terminal

#### Zellenanordnung



#### Batteriehalter



Datenblatt erstellt am 13/12/2022 - E&EO



## Yuasa Technical Data Sheet

### Yuasa YBX3096 - YBX3000 SMF Batteries

\* Due to unprecedented demand following the easing of COVID-19 lockdown measures, this product may be supplied without a state of charge indicator and not conform to the level of roll over protection advertised. Product performance and quality are not affected by this. Please check battery labels for specification details.

#### Performance

Voltage	12V
Capacity (20-hour)	76Ah
Cold Cranking Amps (EN1)	680A

#### Dimensions

Length	278mm
Width	175mm
Height	190mm



#### Weights & Measures

Mean Weight with Acid	19kg
-----------------------	------

#### Container Features

Case Type	L3 DIN
Hold Down	B3
State of Charge Indicator	✓
Handles	✓
End Venting	✓
Lid Type	SMF Double Lid

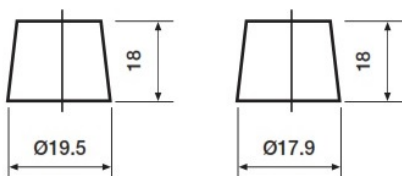
#### Technology

Flame Arrestor	✓
Technology	Ca/Ca
Separator	PE
VDA Roll Over Test	✓
Recommended Charge Rate	4A
Performance Marking	W3-C2-V2-E1

#### Terminal Type

##### T1

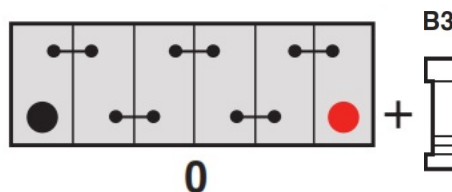
Standard DIN Post



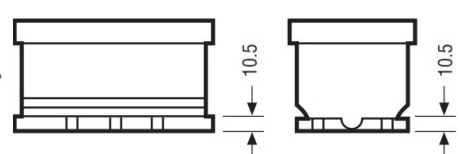
Positive Terminal

Negative Terminal

#### Cell Assembly Layout



#### Battery Hold-down



Data Sheet generated on 13/12/2022 - E&OE